

S12053 series
S9075, S5344, S5345

Short wavelength type APD, for 600 nm band

These are short wavelength APDs with improved sensitivity in the UV to visible range. They offer high gain, high sensitivity, and low noise in the short wavelength range. They are suitable for applications such as low-light-level measurement and analytical instrument.

Features

→ High sensitivity and low noise in UV to visible range

Applications

→ Low-light-level measurement

→ Analytical instrument

Structure / Absolute maximum ratings

Type no.	Dimensional outline/ Window material*1	Package	Effective*2 photosensitive area size (mm)	Absolute maximum ratings			
				Operating temperature*3 Topr (°C)	Storage temperature*3 Tstg (°C)	Forward current If max (mA)	Reverse current IR max (µA)
S12053-02	(1)/U	TO-18	φ0.2	-20 to +60	-55 to +100	10	200
S12053-05			φ0.5				
S12053-10			φ1.0				
S9075	(2)/U	TO-5	φ1.5				
S5344			φ3.0				
S5345			(3)/U				

*1: U=UV glass

*2: Area in which a typical gain can be obtained

*3: No dew condensation. When there is a temperature difference between a product and the surrounding area in high humidity environments, dew condensation may occur on the product surface. Dew condensation on the product may cause deterioration in characteristics and reliability.

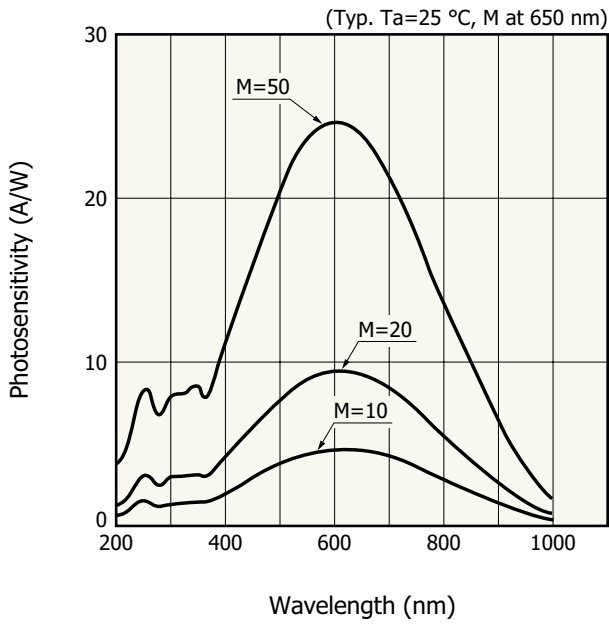
Note: Exceeding the absolute maximum ratings even momentarily may cause a drop in product quality. Always be sure to use the product within the absolute maximum ratings.

Electrical and optical characteristics (Typ. Ta=25 °C, unless otherwise noted)

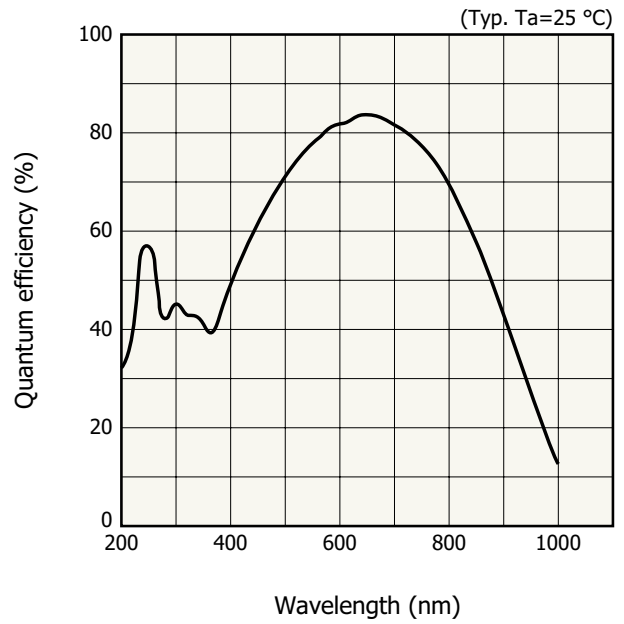
Type no.	Spectral response range λ (nm)	Peak*4 sensitivity wavelength λp (nm)	Photo- sensitivity S M=1 λ=620 nm (A/W)	Quantum efficiency QE M=1 λ=620 nm (%)	Breakdown voltage VBR ID=100 µA			Temp. coefficient of VBR (V/°C)	Dark*4 current ID		Cutoff*4 frequency fc RL=50 Ω (MHz)	Terminal*4 capacitance Ct (pF)	Excess*4 noise factor F		Excess*4 noise figure x		Gain M λ=650 nm
					Min.	Typ.	Max.		Typ.	Max.			λ=450 nm	λ=650 nm	λ=450 nm	λ=650 nm	
					(V)	(V)	(V)		(nA)	(nA)							
S12053-02	200 to 1000	620	0.42	80	140	160	180	0.15	0.1	1	1500	1.6	1.6	1.9	0.12	0.16	50
S12053-05									0.2	2	650	5					
S12053-10									0.2	2	250	14					
S9075									0.5	5	100	30					
S5344									1	10	25	120					
S5345									3	30	8	300					

*4: Values measured at a gain listed in the characteristics table

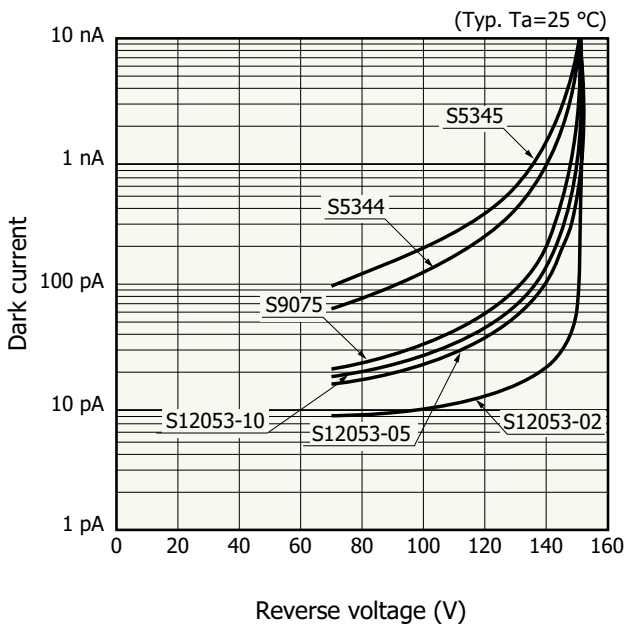
Spectral response



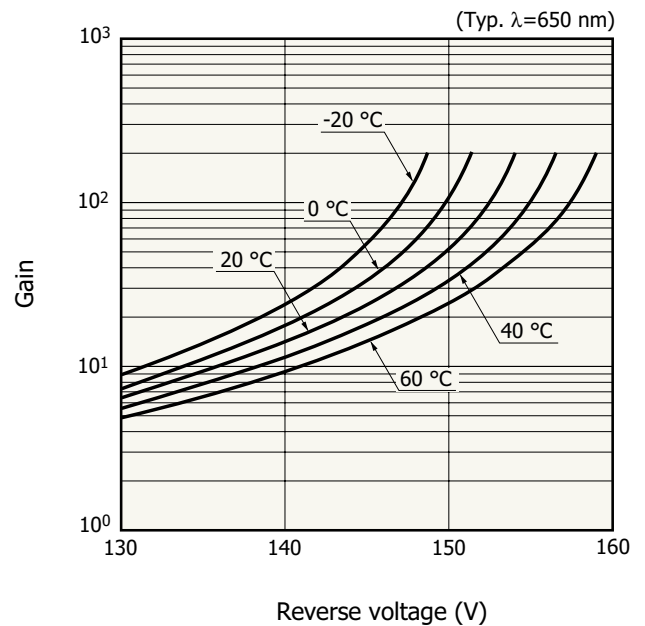
Quantum efficiency vs. wavelength



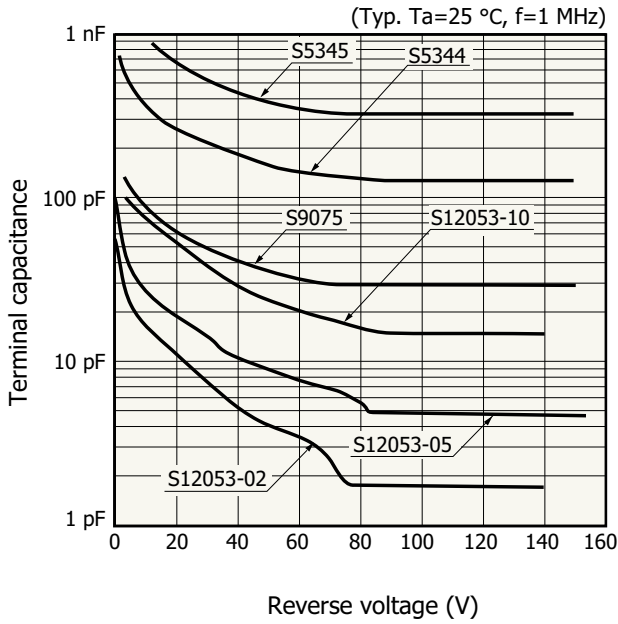
Dark current vs. reverse voltage



Gain vs. reverse voltage

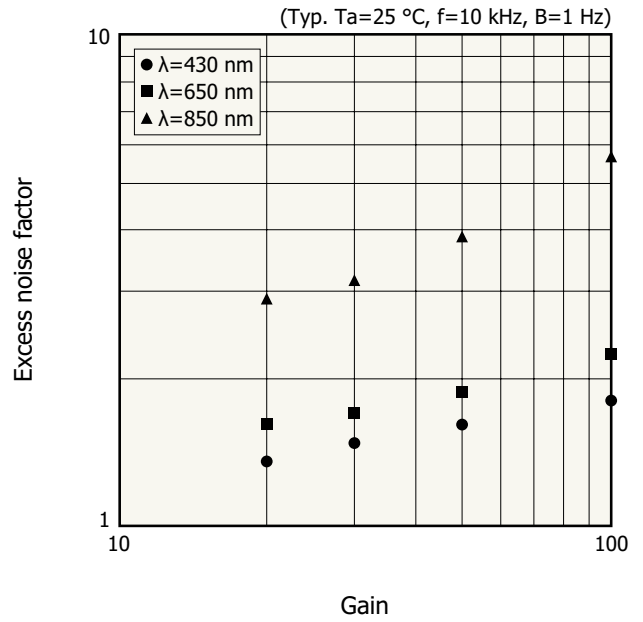


Terminal capacitance vs. reverse voltage



KAPD80015ED

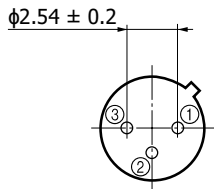
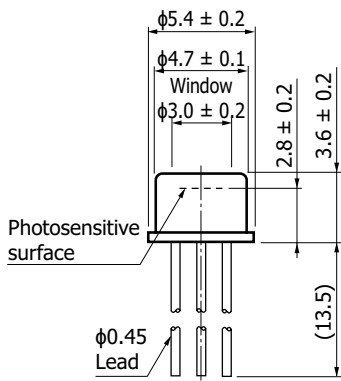
Excess noise factor vs. gain



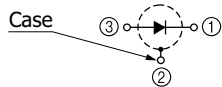
KAPD80678EA

Dimensional outlines (unit: mm)

(1) S12053-02/-05/-10



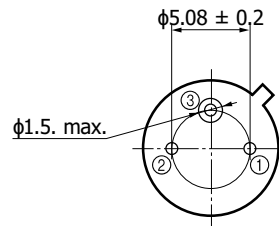
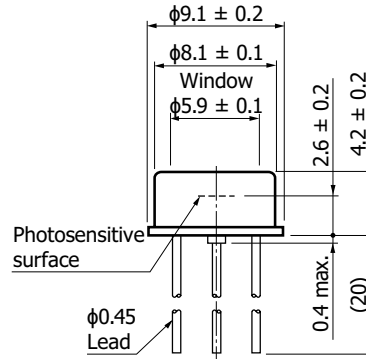
Distance from photosensitive area center to cap center
 $-0.2 \leq X \leq +0.2$
 $-0.2 \leq Y \leq +0.2$



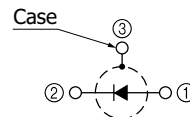
The glass window may extend a maximum of 0.1 mm above the upper surface of the cap.

KAPDA0014EC

(2) S9075, S5344



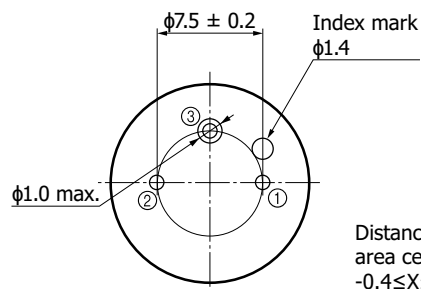
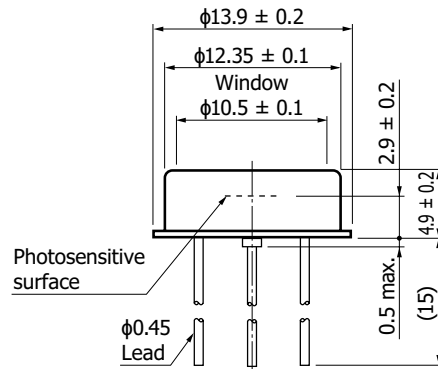
Distance from photosensitive area center to cap center
 $-0.3 \leq X \leq +0.3$
 $-0.3 \leq Y \leq +0.3$



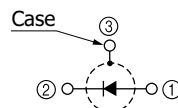
The glass window may extend a maximum of 0.2 mm above the upper surface of the cap.

KAPDA0015EB

(3) S5345



Distance from photosensitive area center to cap center
 $-0.4 \leq X \leq +0.4$
 $-0.4 \leq Y \leq +0.4$



The glass window may extend a maximum of 0.2 mm above the upper surface of the cap.

KAPDA0016EC

Precautions

Long-term exposure to UV will cause product characteristics deteriorate. Avoid exposing the products to any unnecessary UV irradiation.

Related information

http://www.hamamatsu.com/sp/ssd/doc_en.html

■ Precautions

- Disclaimer
- Precautions / Metal, ceramic, plastic package products

■ Catalog

- Technical note / Si APD

Information described in this material is current as of September 2025.

Product specifications are subject to change without prior notice due to improvements or other reasons. This document has been carefully prepared and the information contained is believed to be accurate. In rare cases, however, there may be inaccuracies such as text errors. Before using these products, always contact us for the delivery specification sheet to check the latest specifications.

The product warranty is valid for one year after delivery and is limited to product repair or replacement for defects discovered and reported to us within that one year period. However, even if within the warranty period we accept absolutely no liability for any loss caused by natural disasters or improper product use. Copying or reprinting the contents described in this material in whole or in part is prohibited without our prior permission.

HAMAMATSU

www.hamamatsu.com

Optical Semiconductor Sales, HAMAMATSU PHOTONICS K.K.

1126-1 Ichino-cho, Chuo-ku, Hamamatsu City, Shizuoka Pref., 435-8558 Japan, Telephone: (81)53-434-3311, Fax: (81)53-434-5184

U.S.A.: HAMAMATSU CORPORATION: 360 Foothill Road, Bridgewater, NJ 08807, U.S.A., Telephone: (1)908-231-0960, Fax: (1)908-231-1218

Germany: HAMAMATSU PHOTONICS DEUTSCHLAND GMBH: Arzbergerstr. 10, 82211 Herrsching am Ammersee, Germany, Telephone: (49)8152-375-0, Fax: (49)8152-265-8 E-mail: info@hamamatsu.de

France: HAMAMATSU PHOTONICS FRANCE S.A.R.L.: 19 Rue du Saule Trapu, Parc du Moulin de Massy, 91882 Massy Cedex, France, Telephone: (33)1 69 53 71 00, Fax: (33)1 69 53 71 10 E-mail: infos@hamamatsu.fr

United Kingdom: HAMAMATSU PHOTONICS UK LIMITED: 2 Howard Court, 10 Tewin Road, Welwyn Garden City, Hertfordshire, AL7 1BW, UK, Telephone: (44)1707-294888, Fax: (44)1707-325777 E-mail: info@hamamatsu.co.uk

North Europe: HAMAMATSU PHOTONICS NORDEN AB: Torshamnsgatan 35, 16440 Kista, Sweden, Telephone: (46)8-509-031-00, Fax: (46)8-509-031-01 E-mail: info@hamamatsu.se

Italy: HAMAMATSU PHOTONICS ITALIA S.R.L.: Strada della Moia, 1 int. 6 20044 Arese (Milano), Italy, Telephone: (39)02-93 58 17 33, Fax: (39)02-93 58 17 41 E-mail: info@hamamatsu.it

China: HAMAMATSU PHOTONICS (CHINA) CO., LTD.: 1201, Tower B, Jiaming Center, 27 Dongsanhuan Beilu, Chaoyang District, 100020 Beijing, P.R. China, Telephone: (86)10-6586-6006, Fax: (86)10-6586-2866 E-mail: hpc@hamamatsu.com.cn

Taiwan: HAMAMATSU PHOTONICS TAIWAN CO., LTD.: 13F-1, No.101, Section 2, Gongdao 5th Road, East Dist., Hsinchu City, 300046, Taiwan(R.O.C) Telephone: (886)3-659-0080, Fax: (886)3-659-0081 E-mail: info@hamamatsu.com.tw

Korea: HAMAMATSU PHOTONICS KOREA CO., LTD.: A-912, 167, Songpa-daero, Seoul, 05855, Korea, Telephone: (82)2-2054-8202, Fax: (82)2-2054-8207 E-mail: sales@hpkr.co.kr